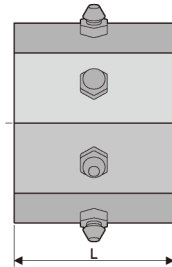
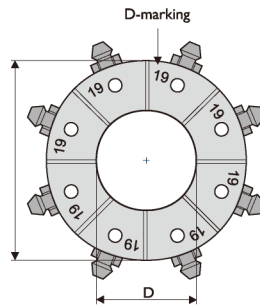




P45D

TECHNICAL DATA	
Max crimping dia ¹⁾	2"8SP
Max crimping dia with master dies (mm/inch)	109/4.3
Max crimping force (KN)	4000
Max crimping force (tonnage)	400
Cycle time 10 mm (s) ^{2) 3)}	4
Hydraulic hose size (inch)	2"6SP
Industrial hose size (inch)	3.42 *
Die set series	32
Max opening (mm) ⁴⁾	+32
Max opening without dies (mm)	132
Master die D/L (mm)	99/80
Master die D/L (inch)	3.90/3.15
Motor Power (KW/HP) ³⁾	4.0/5.5 1.5/2.0 (400V 3 Phase)
Oil tank volume	40 L
DIMENSIONS (LxWxH)	
Machine (mm)	680x600x1450
Machine (inch)	26.8x23.6x57.1
Packaged (mm)	820x1250x980
Packaged (inch)	32.3x49.2x38.6
WEIGHT	
Machine (kg/lbs)	400/882
Packaged (kg/lbs)	402/886
* ACCORDING TO THE FITTING.	



- 1) With standard dies. Crimping range can be increased with special dies.
- 2) Theoretical with 10 mm cycle.
- 3) 3-phase/1-phase
- 4) Maximum opening is the total die travel. Add this value to the minimum crimping diameter of the die set used. The result is the maximum opening of the machine with die set in place.

FEATURES

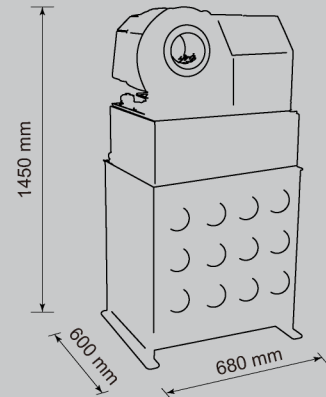
- Digital Precision Control
- Quick Change Tool and Die rack
- 2" 8SP Hydraulic Hose
- Pump Made In Germany by Voith
- TUV CE Approved

OPTIONS

- 110V/220V 1 Phase
- 230V/440V/480V 3 Phase

CONTROL

Precision Digital Control



DIE SET 32-SERIES

DieSetNo	D (mm)	L (mm)	Crimp. range (mm)
*18506/10	10	55	10.0-12.0
*18506/12	12	55	12.0-14.0
18506/14	14	55	14.0-16.0
18506/16	16	55	16.0-19.0
18506/19	19	55	19.0-22.0
18506/22	22	70	22.0-26.0
18506/26	26	70	26.0-30.0
18506/30	30	70	30.0-34.0
18506/34	34	75	34.0-39.0
18506/39	39	75	39.0-45.0
18506/45	45	90	45.0-51.0
18506/51	51	90	51.0-57.0
18506/57	57	100	57.0-63.0
18506/63	63	110	63.0-69.0
18506/69	69	110	69.0-75.0
*18506/74	74	110	74.0-80.0
*18506/78	78	110	78.0-87.0

* Optional die sets at additional cost

Products images & Specifications may alter prior official notice at any time.